

PRINCE 11

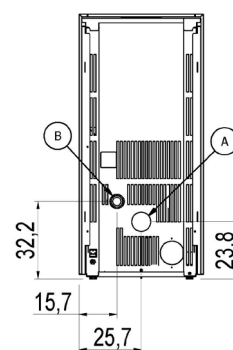
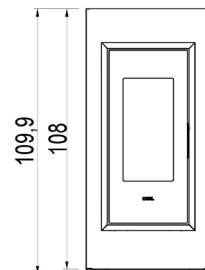
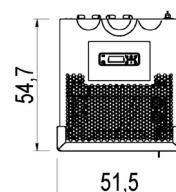
PELLET AIR - Pellet stoves

CADEL

Certificate model name : PRINCE 11 T1



Nominal power	kW	10,5
Reduced power	kW	3
Introduced thermal power (max)	kW	11,6
Nominal water useful power	kW	-
Reduced water useful power	kW	-
Nominal efficiency	%	90
Reduced efficiency	%	90
Heating volume (min-max)	m ³	84 - 294
Nominal CO at 13% O ₂	%	0,013
Reduced CO at 13% O ₂	%	0,022
Emissions CO (13% O ₂) (min-max)	mg/Nm ³	230 - 159
Emissions OGC (13% O ₂) (min-max)	mg/Nm ³	5 - 5
Emissions NOX (13% O ₂) (min-max)	mg/Nm ³	130 - 100
Dust content at 13% O ₂ (min-max)	mg/Nm ³	20 - 15
Boiler capacity (H ₂ O)	l	-
Hopper capacity	kg	25
Combustible		Pellet ø6
Hourly consumption (min-max)	kg/h	0,7 - 2,5
Autonomy (min-max)	h	36 - 10
Ignition electrical absorption (max)	W	340
Operating electrical absorption (max)	W	110
Supply and frequency	V - Hz	230 - 50
Chimney flue depression	Pa	12
Exhaust diameter	mm	80
Combustion air inlet diameter	mm	60
Mass of smoke (min-max)	g/sec	4 - 8
Exhaust fumes temperature (max)	°C	175
Net weight	kg	109
Gross weight	kg	119
Exhaust fumes	see	A
Hole combustion air inlet	see	B
Ducting outlet	see	-
Ducting capability up to	m	-



Art. 15A-B-VG-2015
BImSchV 2015
Regensburg
München
Stuttgart
Aachen
EN 14785:2006



MATCH

7022054	NEUTRAL STRUCTURE	EAN 8053859015314
6922001	White steel	EAN 8053859015215
6922002	Red steel	EAN 8053859015222
6922005	Anthracite steel	EAN 8053859015253
6922003	Steel light bronze	EAN 8053859015239
6922004	Steel titanium	EAN 8053859015246

OPTIONAL :

5022002	Upper + concentric exhaust kit	EAN 8053859015543
---------	--------------------------------	-------------------

PLUS



Cast iron burning pot



Sealed chamber



Cast iron inner



Integrated Wi - Fi



Connection to the room thermostat



Comfort mode



Back exhaust



Bluetooth



Cast iron door

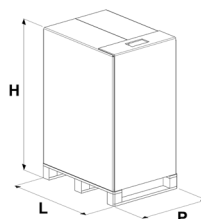


Daily weekly programming



Concentric flue kit (optional)

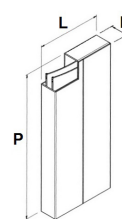
STOVE PACKING



L (cm)	H (cm)	P (cm)
80	125	65

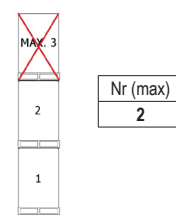
VOLUME (m ³)
0,65

LINING PACKING



	L (cm)	H (cm)	P (cm)
steel	57	105	11,5

STOCKING



TRANSPORT

